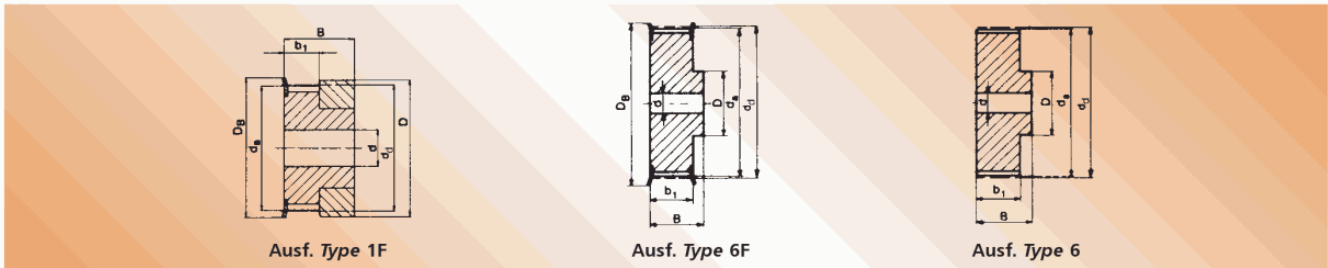


Metrische Zahnscheiben für zylindrische Bohrung Metric timing belt pulleys for plain boring



Type T2,5 – Teilung Pitch 2,5 mm für Riemenbreite for belt width 4 und and 6 mm

Bezeichnung Part No.	Anzahl der Zähne No. of teeth	Aus- führung Type	Material	d_1 (mm)	d_2 (mm)	D_B (mm)	b_1 (mm)	B (mm)	D (mm)	D_i (mm)	Vor- bohrung Pilot bore d (mm)	Fertig- bohrung Finished bore d_{max} (mm)	Gewicht Weight
16 T2,5/12-2	12	1F	Al	9,55	9,00	13,0	9	16	12	—	—	3	0,003
16 T2,5/14-2	14	1F	Al	11,14	10,60	15,0	9	16	14	—	—	4	0,004
16 T2,5/15-2	15	1F	Al	11,94	11,40	15,0	9	16	15	—	—	4	0,005
16 T2,5/16-2	16	1F	Al	12,73	12,20	16,0	9	16	16	—	—	5	0,005
16 T2,5/18-2	18	6F	Al	14,32	13,80	17,5	10	16	9,5	—	4	6	0,006
16 T2,5/19-2	19	6F	Al	15,12	14,60	18,0	10	16	9,5	—	4	6	0,007
16 T2,5/20-2	20	6F	Al	15,92	15,40	19,5	10	16	10	—	4	6	0,008
16 T2,5/22-2	22	6F	Al	17,51	17,00	23,0	10	16	10	—	4	6	0,009
16 T2,5/24-2	24	6F	Al	19,10	18,55	23,0	10	16	12	—	4	6	0,012
16 T2,5/25-2	25	6F	Al	19,90	19,35	23,0	10	16	12	—	4	8	0,013
16 T2,5/26-2	26	6F	Al	20,70	20,15	25,0	10	16	13	—	4	8	0,014
16 T2,5/28-2	28	6F	Al	22,28	21,75	25,0	10	16	13	—	4	8	0,016
16 T2,5/30-2	30	6F	Al	23,87	23,35	28,0	10	16	16	—	6	10	0,018
16 T2,5/32-2	32	6F	Al	25,47	24,95	32,0	10	16	16	—	6	10	0,020
16 T2,5/36-2	36	6F	Al	28,65	28,10	36,0	10	16	20	—	6	12	0,026
16 T2,5/40-2	40	6F	Al	31,83	31,30	38,0	10	16	20	—	6	12	0,032
16 T2,5/44-2	44	6F	Al	35,02	34,50	42,0	10	16	24	—	6	14	0,040
16 T2,5/48-0	48	6	Al	38,20	37,70	—	10	16	26	—	6	15	0,048
16 T2,5/60-0	60	6	Al	47,75	47,25	—	10	16	34	—	8	18	0,073



Metrische Zahnscheiben für zylindrische Bohrung Metric timing belt pulleys for plain boring

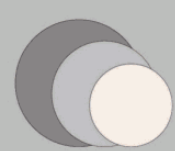


Type T5 – Teilung *Pitch* 5 mm für Riemenbreite for belt width 10 mm

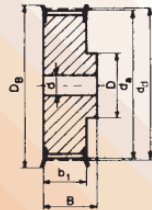
Bezeichnung Part No.	Anzahl der Zähne No. of teeth	Aus- führung Type	Material	d _d (mm)	d _s (mm)	D _B (mm)	b ₁ (mm)	B (mm)	D (mm)	D ₁ (mm)	Vor- bohrung Pilot bore d (mm)	Fertig- bohrung Finished bore d _{max} (mm)	Gewicht Weight
21 T5/10-2	10	6F	Al	15,92	15,05	19,5	15	21	8	—	—	5	0,012
21 T5/12-2	12	6F	Al	19,01	18,25	23,0	15	21	10	—	—	6	0,016
21 T5/14-2	14	6F	Al	22,29	21,45	25,0	15	21	13	—	—	8	0,019
21 T5/15-2	15	6F	Al	23,88	23,05	28,0	15	21	16	—	6	10	0,021
21 T5/16-2	16	6F	Al	25,47	24,60	32,0	15	21	18	—	6	11	0,025
21 T5/18-2	18	6F	Al	28,65	27,80	32,0	15	21	19	—	6	12	0,031
21 T5/19-2	19	6F	Al	30,25	29,40	36,0	15	21	22	—	6	12	0,036
21 T5/20-2	20	6F	Al	31,83	31,00	36,0	15	21	23	—	6	14	0,038
21 T5/22-2	22	6F	Al	35,12	34,25	38,0	15	21	24	—	6	15	0,046
21 T5/24-2	24	6F	Al	38,21	37,40	42,0	15	21	26	—	6	15	0,054
21 T5/25-2	25	6F	Al	39,80	39,00	44,0	15	21	26	—	6	15	0,058
21 T5/26-2	26	6F	Al	41,47	40,60	44,0	15	21	26	—	6	16	0,062
21 T5/27-2	27	6F	Al	42,98	42,20	48,0	15	21	30	—	8	18	0,064
21 T5/28-2	28	6F	Al	44,62	43,75	48,0	15	21	32	—	8	18	0,071
21 T5/30-2	30	6F	Al	47,76	46,95	51,0	15	21	34	—	8	18	0,075
21 T5/32-2	32	6F	Al	50,94	50,10	54,0	15	21	38	—	8	22	0,088
21 T5/36-2	36	6F	Al	57,31	56,45	63,0	15	21	38	—	8	22	0,114
21 T5/40-2	40	6F	Al	63,66	62,85	66,0	15	21	40	—	8	23	0,138
21 T5/42-2	42	6F	Al	66,87	66,00	71,0	15	21	40	—	8	24	0,180
21 T5/44-0	44	6	Al	70,07	69,20	—	15	21	45	—	8	26	0,185
21 T5/48-0	48	6	Al	76,42	75,55	—	15	21	50	—	8	28	0,200
21 T5/60-0	60	6	Al	95,52	94,65	—	15	21	65	—	8	35	0,307

Type T5 – Teilung *Pitch* 5 mm für Riemenbreite for belt width 16 mm

27 T5/10-2	10	6F	Al	15,92	15,05	19,5	21	27	8	—	—	5	0,016
27 T5/12-2	12	6F	Al	19,01	18,25	23,0	21	27	10	—	—	6	0,022
27 T5/14-2	14	6F	Al	22,29	21,45	25,0	21	27	13	—	—	8	0,026
27 T5/15-2	15	6F	Al	23,88	23,05	28,0	21	27	16	—	6	10	0,029
27 T5/16-2	16	6F	Al	25,47	24,60	32,0	21	27	18	—	6	11	0,035
27 T5/18-2	18	6F	Al	28,65	27,80	32,0	21	27	19	—	6	12	0,043
27 T5/19-2	19	6F	Al	30,25	29,40	36,0	21	27	22	—	6	12	0,049
27 T5/20-2	20	6F	Al	31,83	31,00	36,0	21	27	23	—	6	14	0,053
27 T5/22-2	22	6F	Al	35,12	34,25	38,0	21	27	24	—	6	15	0,054
27 T5/24-2	24	6F	Al	38,21	37,40	42,0	21	27	26	—	6	15	0,076
27 T5/25-2	25	6F	Al	39,80	39,00	44,0	21	27	26	—	6	15	0,081
27 T5/26-2	26	6F	Al	41,47	40,60	44,0	21	27	26	—	6	16	0,085
27 T5/27-2	27	6F	Al	42,98	42,20	48,0	21	27	30	—	8	18	0,090
27 T5/28-2	28	6F	Al	44,62	43,75	48,0	21	27	32	—	8	18	0,092
27 T5/30-2	30	6F	Al	47,76	46,95	51,0	21	27	34	—	8	18	0,105
27 T5/32-2	32	6F	Al	50,94	50,10	54,0	21	27	38	—	8	22	0,123
27 T5/36-2	36	6F	Al	57,31	56,45	63,0	21	27	38	—	8	22	0,160
27 T5/40-2	40	6F	Al	63,66	62,85	66,0	21	27	40	—	8	23	0,193
27 T5/42-2	42	6F	Al	66,87	66,00	71,0	21	27	40	—	8	24	0,205
27 T5/44-0	44	6	Al	70,07	69,20	—	21	27	45	—	8	26	0,228
27 T5/48-0	48	6	Al	76,42	75,55	—	21	27	50	—	8	28	0,280
27 T5/60-0	60	6	Al	95,52	94,65	—	21	27	65	—	8	35	0,430



Metrische Zahnscheiben für zylindrische Bohrung Metric timing belt pulleys for plain boring



Ausf. Type 6F



Ausf. Type 6

Type T5 – Teilung Pitch 5 mm für Riemenbreite for belt width 25 mm

Bezeichnung Part No.	Anzahl der Zähne No. of teeth	Aus- führung Type	Material	d ₁ (mm)	d ₂ (mm)	D _B (mm)	b ₁ (mm)	B (mm)	D (mm)	D _i (mm)	Vor- bohrung Pilot bore d (mm)	Fertig- bohrung Finished bore d _{max} (mm)	Gewicht Weight
36 T5/10-2	10	6F	Al	15,92	15,05	19,5	30	36	8	—	—	5	0,023
36 T5/12-2	12	6F	Al	19,01	18,25	23,0	30	36	10	—	—	6	0,031
36 T5/14-2	14	6F	Al	22,29	21,45	25,0	30	36	13	—	—	8	0,037
36 T5/15-2	15	6F	Al	23,88	23,05	28,0	30	36	16	—	6	10	0,041
36 T5/16-2	16	6F	Al	25,47	24,60	32,0	30	36	18	—	6	11	0,050
36 T5/18-2	18	6F	Al	28,65	27,80	32,0	30	36	19	—	6	12	0,061
36 T5/19-2	19	6F	Al	30,25	29,40	36,0	30	36	22	—	6	12	0,070
36 T5/20-2	20	6F	Al	31,83	31,00	36,0	30	36	23	—	6	14	0,076
36 T5/22-2	22	6F	Al	35,12	34,25	38,0	30	36	24	—	6	15	0,080
36 T5/24-2	24	6F	Al	38,21	37,40	42,0	30	36	26	—	8	15	0,109
36 T5/25-2	25	6F	Al	39,80	39,00	44,0	30	36	26	—	8	15	0,116
36 T5/26-2	26	6F	Al	41,47	40,60	44,0	30	36	26	—	8	16	0,120
36 T5/27-2	27	6F	Al	42,98	42,20	48,0	30	36	30	—	8	18	0,128
36 T5/28-2	28	6F	Al	44,62	43,75	48,0	30	36	32	—	8	18	0,135
36 T5/30-2	30	6F	Al	47,76	46,95	51,0	30	36	34	—	8	18	0,150
36 T5/32-2	32	6F	Al	50,94	50,10	54,0	30	36	38	—	8	22	0,176
36 T5/36-2	36	6F	Al	57,31	56,45	63,0	30	36	38	—	8	22	0,230
36 T5/40-2	40	6F	Al	63,66	62,85	66,0	30	36	40	—	8	23	0,276
36 T5/42-2	42	6F	Al	66,87	66,00	71,0	30	36	40	—	8	24	0,284
36 T5/44-0	44	6	Al	70,07	69,20	—	30	36	45	—	8	26	0,315
36 T5/48-0	48	6	Al	76,42	75,55	—	30	36	50	—	8	28	0,400
36 T5/60-0	60	6	Al	95,52	94,65	—	30	36	65	—	8	35	0,614



Metrische Zahnscheiben für zylindrische Bohrung Metric timing belt pulleys for plain boring

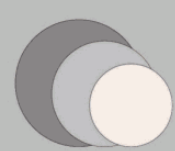


Type T10 – Teilung *Pitch* 10 mm für Riemenbreite *for belt width* 16 mm

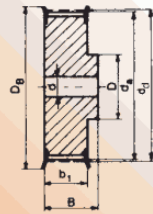
Bezeichnung Part No.	Anzahl der Zähne No. of teeth	Aus- führung Type	Material	d_d (mm)	d_s (mm)	D_B (mm)	b_1 (mm)	B (mm)	D (mm)	D_1 (mm)	Vor- bohrung Pilot bore d (mm)	Fertig- bohrung Finished bore d_{max} (mm)	Gewicht Weight
31 T10/12-2	12	6F	Al	38,20	36,35	42	21	31	28	—	6	16	0,076
31 T10/14-2	14	6F	Al	44,56	42,70	48	21	31	32	—	8	18	0,104
31 T10/15-2	15	6F	Al	47,75	45,90	51	21	31	32	—	8	18	0,116
31 T10/16-2	16	6F	Al	50,93	49,05	54	21	31	35	—	8	20	0,134
31 T10/18-2	18	6F	Al	57,29	55,45	60	21	31	40	—	8	22	0,167
31 T10/19-2	19	6F	Al	60,48	58,60	66	21	31	44	—	8	22	0,184
31 T10/20-2	20	6F	Al	63,66	61,80	66	21	31	46	—	8	24	0,208
31 T10/22-2	22	6F	Al	70,03	68,15	75	21	31	52	—	8	28	0,253
31 T10/24-2	24	6F	Al	76,39	74,55	83	21	31	58	—	8	30	0,288
31 T10/25-2	25	6F	Al	79,58	77,70	83	21	31	60	—	8	30	0,310
31 T10/26-2	26	6F	Al	82,76	80,90	87	21	31	60	—	8	30	0,357
31 T10/27-2	27	6F	Al	85,95	84,10	91	21	31	60	—	8	30	0,364
31 T10/28-2	28	6F	Al	89,13	87,25	93	21	31	60	—	8	30	0,401
31 T10/30-2	30	6F	Al	95,49	93,65	97	21	31	60	—	8	30	0,441
31 T10/32-2	32	6F	Al	101,86	100,00	106	21	31	65	—	10	32	0,493
31 T10/36-2	36	6F	Al	114,59	112,75	119	21	31	70	—	10	35	0,623
31 T10/40-2	40	6F	Al	127,32	125,45	131	21	31	80	—	10	40	0,767
31 T10/44-0	44	6	Al	140,06	138,20	—	21	31	88	—	10	46	0,993
31 T10/48-0	48	6	Al	152,78	150,95	—	21	31	95	—	16	48	1,090
31 T10/60-0	60	6	Al	190,98	189,10	—	21	31	110	—	16	60	1,710

Type T10 – Teilung *Pitch* 10 mm für Riemenbreite *for belt width* 25 mm

40 T10/12-2	12	6F	Al	38,20	36,35	42	30	40	28	—	6	16	0,099
40 T10/14-2	14	6F	Al	44,56	42,70	48	30	40	32	—	8	18	0,134
40 T10/15-2	15	6F	Al	47,75	45,90	51	30	40	32	—	8	18	0,152
40 T10/16-2	16	6F	Al	50,93	49,05	54	30	40	35	—	8	20	0,176
40 T10/18-2	18	6F	Al	57,29	55,45	60	30	40	40	—	8	22	0,224
40 T10/19-2	19	6F	Al	60,48	58,60	66	30	40	44	—	8	22	0,247
40 T10/20-2	20	6F	Al	63,66	61,80	66	30	40	46	—	8	24	0,276
40 T10/22-2	22	6F	Al	70,03	68,15	75	30	40	52	—	8	28	0,337
40 T10/24-2	24	6F	Al	76,39	74,55	83	30	40	58	—	8	30	0,392
40 T10/25-2	25	6F	Al	79,58	77,70	83	30	40	60	—	8	30	0,422
40 T10/26-2	26	6F	Al	82,76	80,90	87	30	40	60	—	8	30	0,477
40 T10/27-2	27	6F	Al	85,95	84,10	91	30	40	60	—	8	30	0,536
40 T10/28-2	28	6F	Al	89,13	87,25	93	30	40	60	—	8	30	0,540
40 T10/30-2	30	6F	Al	95,49	93,65	97	30	40	60	—	8	30	0,640
40 T10/32-2	32	6F	Al	101,86	100,00	106	30	40	65	—	10	32	0,693
40 T10/36-2	36	6F	Al	114,59	112,75	119	30	40	70	—	10	35	0,873
40 T10/40-2	40	6F	Al	127,32	125,45	131	30	40	80	—	10	40	1,067
40 T10/44-0	44	6	Al	140,06	138,20	—	30	40	88	—	10	46	1,350
40 T10/48-0	48	6	Al	152,78	150,95	—	30	40	95	—	16	48	1,516
40 T10/60-0	60	6	Al	190,98	189,10	—	30	40	110	—	16	60	2,339



Metrische Zahnscheiben für zylindrische Bohrung Metric timing belt pulleys for plain boring



Ausf. Type 6F



Ausf. Type 6

Type T10 – Teilung Pitch 10 mm für Riemenbreite for belt width 32 mm

Bezeichnung Part No.	Anzahl der Zähne No. of teeth	Aus- führung Type	Material	d_1 (mm)	d_2 (mm)	D_B (mm)	b_1 (mm)	B (mm)	D (mm)	D_i (mm)	Vor- bohrung Pilot bore d (mm)	Fertig- bohrung Finished bore d_{max} (mm)	Gewicht Weight
47 T10/18-2	18	6F	Al	57,29	55,45	60	37	47	40	—	10	22	0,253
47 T10/19-2	19	6F	Al	60,48	58,60	66	37	47	44	—	10	22	0,286
47 T10/20-2	20	6F	Al	63,66	61,80	66	37	47	46	—	12	24	0,322
47 T10/22-2	22	6F	Al	70,03	68,15	75	37	47	52	—	12	28	0,393
47 T10/24-2	24	6F	Al	76,39	74,55	83	37	47	58	—	12	30	0,475
47 T10/25-2	25	6F	Al	79,58	77,70	83	37	47	60	—	12	30	0,527
47 T10/26-2	26	6F	Al	82,76	80,90	87	37	47	60	—	12	30	0,564
47 T10/27-2	27	6F	Al	85,95	84,10	91	37	47	60	—	12	30	0,602
47 T10/28-2	28	6F	Al	89,13	87,25	93	37	47	60	—	12	30	0,642
47 T10/30-2	30	6F	Al	95,49	93,65	97	37	47	60	—	12	30	0,740
47 T10/32-2	32	6F	Al	101,86	100,00	106	37	47	65	—	12	32	0,844
47 T10/36-2	36	6F	Al	114,59	112,75	119	37	47	70	—	16	35	1,083
47 T10/40-2	40	6F	Al	127,32	125,45	131	37	47	80	—	16	40	1,317
47 T10/44-0	44	6	Al	140,06	138,20	—	37	47	88	—	16	46	1,611
47 T10/48-0	48	6	Al	152,78	150,95	—	37	47	95	—	16	48	1,931
47 T10/60-0	60	6	Al	190,98	189,10	—	37	47	110	—	16	60	3,004

Type T10 – Teilung Pitch 10 mm für Riemenbreite for belt width 50 mm

66 T10/18-2	18	6F	Al	57,29	55,45	60	56	66	40	—	10	22	0,422
66 T10/19-2	19	6F	Al	60,48	58,60	66	56	66	44	—	10	22	0,466
66 T10/20-2	20	6F	Al	63,66	61,80	66	56	66	46	—	12	24	0,520
66 T10/22-2	22	6F	Al	70,03	68,15	75	56	66	52	—	12	28	0,570
66 T10/24-2	24	6F	Al	76,39	74,55	83	56	66	58	—	12	30	0,736
66 T10/25-2	25	6F	Al	79,58	77,70	83	56	66	60	—	12	30	0,766
66 T10/26-2	26	6F	Al	82,76	80,90	87	56	66	60	—	12	30	0,816
66 T10/27-2	27	6F	Al	85,95	84,10	91	56	66	60	—	12	30	0,946
66 T10/28-2	28	6F	Al	89,13	87,25	93	56	66	60	—	12	30	0,960
66 T10/30-2	30	6F	Al	95,49	93,65	97	56	66	60	—	12	30	1,169
66 T10/32-2	32	6F	Al	101,86	100,00	106	56	66	65	—	12	32	1,300
66 T10/36-2	36	6F	Al	114,59	112,75	119	56	66	70	—	16	35	1,637
66 T10/40-2	40	6F	Al	127,32	125,45	131	56	66	80	—	16	40	1,999
66 T10/44-0	44	6	Al	140,06	138,20	—	56	66	88	—	16	46	2,357
66 T10/48-0	48	6	Al	152,78	150,95	—	56	66	95	—	16	48	2,830
66 T10/60-0	60	6	Al	190,98	189,10	—	56	66	110	—	16	60	4,366